

# OKW25





# More Flexible, More Durable

OKW25 is a newly designed compact excavator that integrates energy saving, reliability, comfort, flexible operation and low noise. It is widely used in various working conditions such as farmland construction and urban reconstruction.



Agriculture



Demolish



Forestry



Engineering



Landscaping



Pipeline



Construction site




Customizable: • cab • air conditioning • steel crawler tracks  
• retractable chassis • high and low speed traveling motors



# OKW25 Product Introduction

## More flexible



## Diverse accessories

The OKW25 offers impressive versatility, and depending on the specific job needs, the included tools can all be used for greater versatility and superior performance.

## Compact machine width

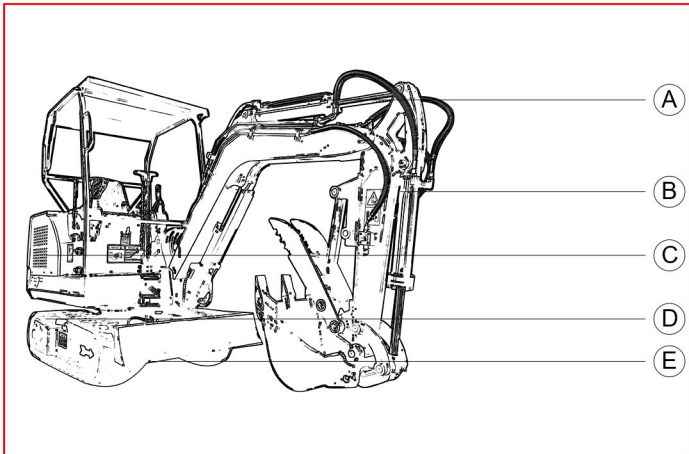
When the job is challenging, turn on the OKW25, a compact excavator whose 1060mm body width offers all the possibilities you need to complete any task without compromising on power and performance. Get in, dig in and get out again easily and efficiently, narrow enough to operate where space is limited.



# OKW25 Product Introduction

## More Durable

OKW25 offers an impressive digging power. Using AE simulation system analysis, the excavation depth is as high as 2100mm. It's powerful while balancing the arm and bucket, allowing operators to dig faster and more efficiently, even in tough conditions.




### Hydraulic system

Imported hydraulic system, lower cylinder, more powerful



### Booms and Arms

Booms and jibs are manufactured from the highest strength steel to ensure the highest quality and lowest possible weight.



### Powerful engine

The engine features higher efficiency and lower fuel consumption



### Rubber tracks

Built-in steel core, wear-resistant and durable, easy to replace, the rail can also be rotated to replace the rail



### Dozer blade


The dozer blade is a foldable dozer blade that will not fall off when connected to the drain pipe.



# OKW25 Product Introduction

## More comfortable and safe


The intuitive panel puts it at the operator's fingertips and is located to the operator's left for better visibility. Water temperature, oil level and warning lights can be viewed. By viewing the above information, you will always know the operating status of the excavator.



The ultra-comfortable reclining suspension seat helps you work longer while reducing stress and fatigue.



## Easy maintenance



1. Radiator kettle   2. Oil filter   3. Fuel filter   4. Radiator   5. Muffler  
6. Air filter

Routine maintenance is made extremely simple by integrating major engine components for easy access. Engines and other important components can be inspected quickly and easily.

Model		Okw25
Performance parameter	Name	CrawlerExcavator
	Bucketcapacity	0.06m³
	Engine	Laidong18.5KW
	Walkingspeed	2.5Km/h
	Rotationspeed	10r/min
	Totallength	3600mm
	Totalwidt	1060mm
	Totalheigh	2200mm
	Crawlerlength	230mm
	Crawlerwidth	1900mm
	Bodywidth	1060mm
	Maximumdiggingheigh	3400mm
	Maximumdumpingheight	2200mm
	Maximumdiggingdepth	2100mm
	Maximumdiggingradius	4050mm
	Swingangle	360°
	Bulldozermaximumdepth	50mm
	Climbinggradient	30°
	Bulldozermaximumraisingheight	270mm

